


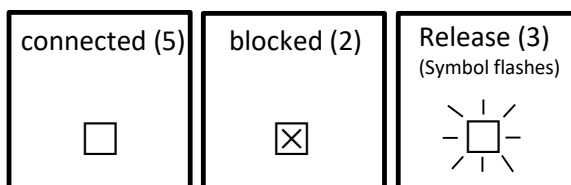
Instructions for Activating the Electricity Meter

The Stadtwerke Wetzikon municipal utility company has turned off your electricity. As soon as your payment has been received, the Stadtwerke Wetzikon utility company will reactivate your electricity meter. You can restore the power supply by activating your meter.

Each customer is responsible for accessing the electricity meter. If you cannot access your electricity meter, contact your administration or caretaker.


Please ensure that no one is working on the electrical system of the house or apartment before switching the electricity back on.

Visualization of the switching states:



Instruction manual

1. You can use the meter number to verify your electricity meter.
2. If a cross symbol appears in the bottom left corner of the display, the power supply has been interrupted. Your payment has not yet been received.
3. If the symbol is flashing, Stadtwerke Wetzikon has given permission and you can turn the electricity meter back on.
4. To turn it back on, press the control button for 2 seconds. You will hear a «click» when you release the button.
5. The power supply is restored when the symbol no longer shows a cross and is no longer flashing.



Display panel
(Symbol)

Control button

Meter number